

West End Medical Centers

Karen Williams, MS

Spring Health Braintrust

National Minority Quality Forum

April 20, 2010

Data: David Vincent, MSW

DID YOU KNOW?

- Across the nation there are over 2 million residents living in public housing, and another 4.7 million residents living in Section 8 Housing.
- A little over 931,000 residents between the ages of 18 and 61 (45%) live in public housing, with 2.4 million (52%) living in Section 8 housing.
- The average household size for residents of public housing is 2.2 people and 1.8 for residents of Section 8 housing.
- Over 21% of residents remain in public housing more than 5 years and nearly 17% of residents remain in Section 8 housing for more than 5 years as well.

DID YOU KNOW?

(continued)

- Approximately 842,000 children (ages 0-17) live in public housing representing 40% of residents living in public housing.
- Approximately 2.3 million children live in Section 8 housing representing 47% of residents living in Section 8 housing.
- 37% of public housing and 32% of Section 8 housing households are female headed with children.
- Nearly 330,000 or 15% of residents in public housing are seniors (age 62 and above), and approximately 400,000 or 8% of residents of Section 8 housing are seniors.
- 33% of public housing and 35% of Section 8 housing households include a member who is disabled.

Environment

- High rates of unemployment
- Generations in poverty
- Consistent threats of violence (gangs)
- Pest infestation (and other environmental hazards)
- Lack of transportation
- Little green (or safe) spaces for physical activity
- Fewer grocery stores and less healthy food options

The State of BEING HEALTHY

“A merry heart doeth good like medicine, but a broken spirit drieth the bones

----Proverbs 17:22

- Pediatrics
- OB/GYN
- Adult Medicine
- Dentistry
- Social Services
- Case Management
- Health Education
- Outreach



Clearly Defined Process

- Access to Health Care
- Service Integration
- Formal and Informal Demographics
- Cultural Brokers
- Economic Engines
- Outreach

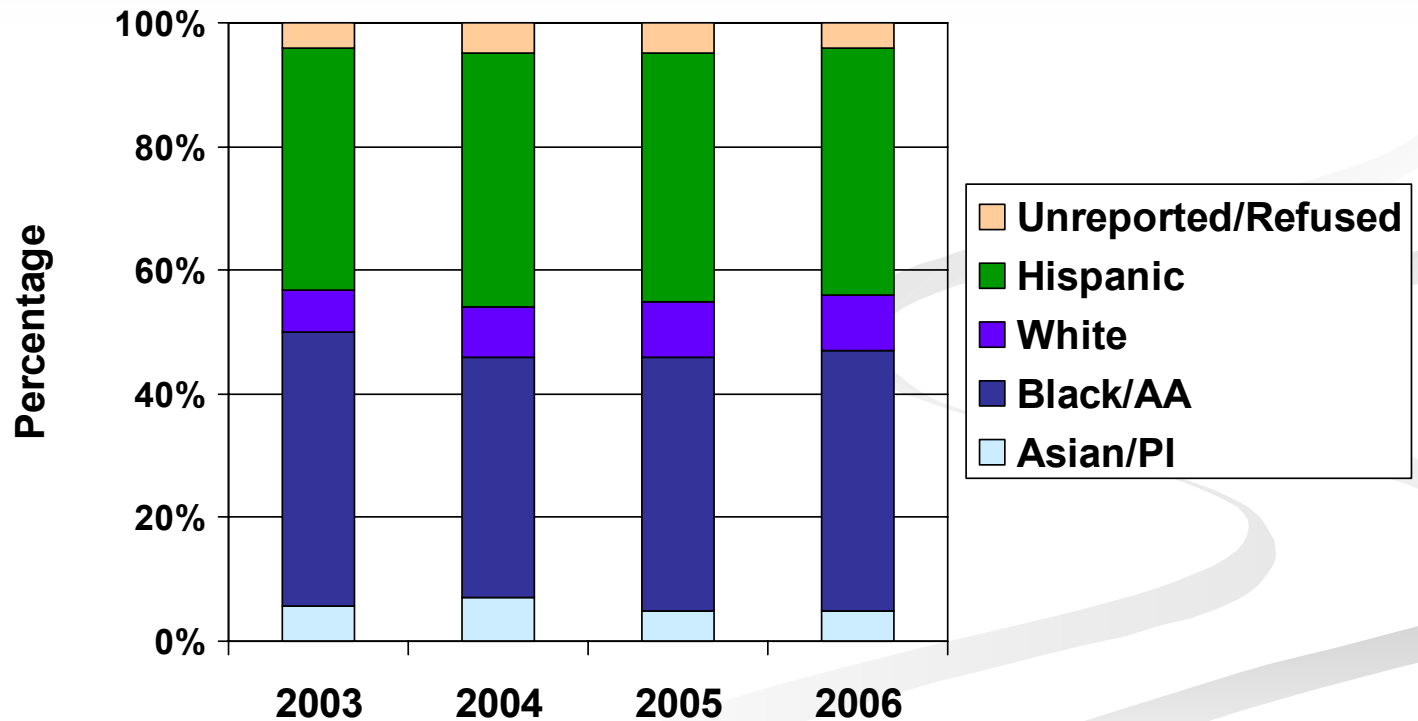


Healthcare Management

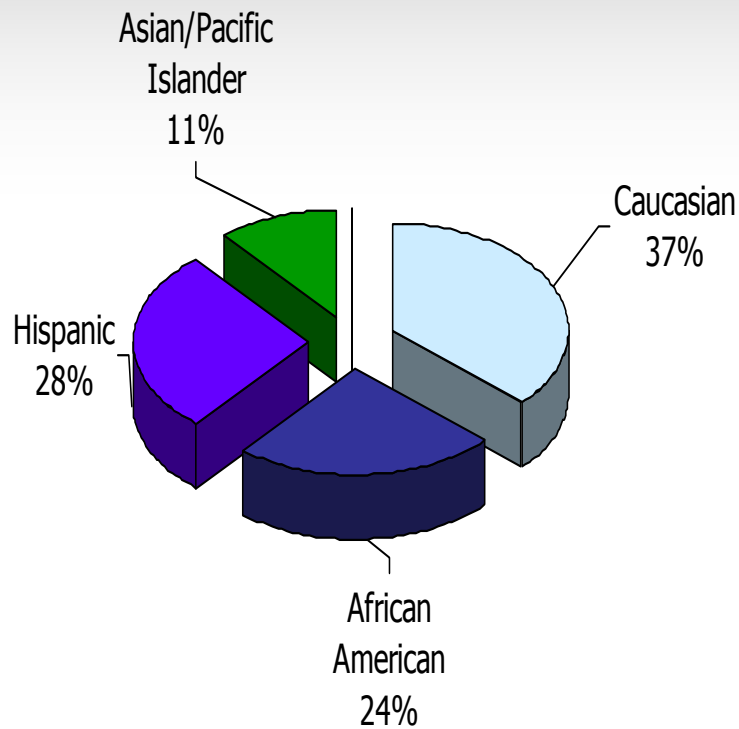


Patient Demographics

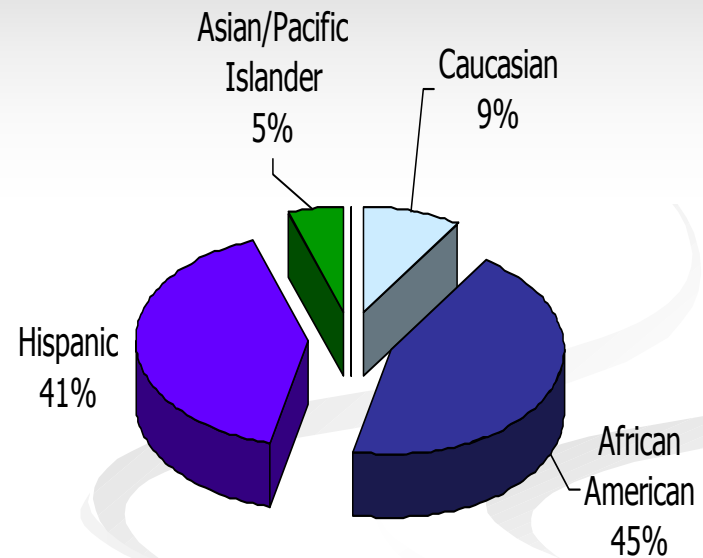
Communities of color represented over 90 percent of those served by PHPC in 2006



Comparative Race and Ethnicity



US Census



PHPC

Age of PHPC Patients

- 40% are children ages 0-19 years old
- 30% of the patients are children ages 0-12 years old
- 5% are 65 years old and older
- In the last 5 years, there has been a 61% increase in the number of patients under the age of 1 year old.

Presence of Chronic Illness

Arthritis

- 14% - U.S Black women
- 29% - Black women in Public Housing

Asthma

- 11% - U.S Black women
- 23% - Black women in Public Housing

Obesity

- 39% - U.S Black women
- 48% - Black women in Public Housing

Presence of Chronic Illness

(Continued)

Depression

- 7% - U.S Black women
- 14% - Black women in Public Housing

Diabetes

- 7% - U.S Black women
- 17% - Black women in Public Housing

Hypertension

- 21% - U.S Black women
- 39% - Black women in Public Housing

Administration of the PHPC Program: Contact Information

- For more information, contact:
 - Contact: LaVerne Green, Senior Advisor, Health Resources and Services Administration, Bureau of Primary Health Care, Office of Minority and Special Populations (301) 594-4451.
 - Deborah Murphy, North American Management, Project Director, HRSA Cooperative Agreement (703) 812-8822.
- Health and Human Services, Bureau of Primary Health Services (HHS): <http://bphc.hrsa.gov>
- PHPC website: <http://www.healthandpublichousing.org/>

HOW?

“Service is the rent you pay for room on this earth”

---Shirley Chisholm